



bright world in an
right light

**20
23**

About Us

We "pulse electronics & control" are leading manufacturers and suppliers of electrical Lighting, L.E.D. Driver, L.E.D. Lighting & control products which are Voltage stabilizer, single phasing preventer, panel Hooter, on delay Timer & 24 Hours Multy Range Timer etc. Our diversified range of products include consumer, commercial and industrial lighting as well as street lighting as well as ballasts and other products

For over four decades, pulse has been at the forefront of the electrical industry, introducing the very best that technology has to offer in the Lighting devices. Our products not only understood your present needs, but some, even your future ones. Developed using processes that have been refined over the years, our products made you smile with joy and satisfaction. The story of creating innovative, high-quality products continues in the field of LED manufacturing. We guarantee, that like every product that we manufacture, the LEDs we make are innovative, aesthetically pleasing, and energy efficient along with being easy to maintain and replace. As always, we continue to focus on delivering customer delight through value for money products and reliable service, each and every time. We welcome you to witness the exciting developments in the world of LEDs by Pulse. It's your imagination come true.


PRODUCT CATEGORIES

Indoor Light

LED PC Panel Light
LED Surface Ring Only
LED Surface Panel Light
LED Down Light (Crysta)
LED Down Light (Plasto)
LED Double colour Panel Light
LED Dual Jelly Panel Light
LED PC Cob Light
LED Cob Light
LED Deep Cob Light (Ossam)
LED Deep Cob Light (Optra)
LED Deep Cob Light (Gravity)
LED Deep Cob Light (Bolt)
LED Deep Cob Light (Magnum)
LED Deep Cob Light
LED Surface Cob Light
LED Cylinder Light
LED Button Fitting Light
LED Surface Ceiling Light
LED Border Less Surface Panel
LED PC Striker Light
LED Tube Light
LED Rope Light
LED Strep Light
LED Profile

Outdoor Light

LED Flood Light slim glass
LED Flood Backchoke Light
LED Street Light (Glass)
LED Street Light (Lens)
LED Highbay Light
LED Well Glass Light
LED Driver
LED Foot Outdoor Light
LED K Outdoor Light
LED Ball Outdoor Light
LED Foot Outdoor Light
LED Spike Light
LED Foot Council Light
LED 2Pin Night Lamp
LED Bulk head Fitting Light
LED Gate light
LED Track Light
LED Drum Light
LED Linea Light



Indoor Lights



LED PC PANEL

Square & Round

Model: Platinum

MODEL	CUTOUT SIZE	PRICE	DIS.
3 WATT LED PC PLATINUM PANEL LIGHT	3X3 INCH		
8 WATT LED PC PLATINUM PANEL SQUARE	4x4 INCH		
12 WATT LED PC PLATINUM PANEL SQUARE	5X5 INCH		
15 WATT LED PC PLATINUM PANEL SQUARE	5X5 INCH		
15 WATT (3IN1) PC PANEL SQUARE & ROUND	5X5 INCH		
18 WATT LED PC PLATINUM PANEL SQUARE	6X6 INCH		
18 WATT (3IN1) PC PANEL SQUARE & ROUND	6X6 INCH		
22 WATT LED PC PLATINUM PANEL SQUARE	8X8 INCH		



MODEL	CUTOUT SIZE	PRICE	DIS.
8 WATT 4*4 RING	4X4 INCH		
12 WATT / 15 WATT RING	5X5 INCH		
18 WATT RING	6X6 INCH		
22 WATT RING	8X8 INCH		

LED PC SURFACE PANEL LIGHT

Square & Round
Model: Platinum Surface



MODEL	BODY SIZE	PRICE	DIS.
8 WATT SURFACE LED PANEL SQUARE & ROUND	4X4 INCH		
15 WATT SURFACE LED PANEL SQUARE & ROUND	5X5 INCH		
18 WATT SURFACE LED PANEL SQUARE & ROUND	6X6 INCH		
22 WATT SURFACE LED PANEL SQUARE & ROUND	8X8 INCH		



LED DOWN PANEL

Square & Round
Model: Crysta
Body: Metel & Pc



MODEL	CUTOUT SIZE	METEL PRICE	PC. PRICE	DIS.
12 WATT DOWN PANEL SQUARE & ROUND	4X4 INCH			
18 WATT DOWN PANEL SQUARE & ROUND	5X5 INCH			
22 WATT DOWN PANEL SQUARE & ROUND	6X6 INCH			



LED DOWN PANEL LIGHT

Round
Model: Plasto
Body: Pc



MODEL	CUTOUT SIZE	PRICE	DIS.
15 WATT DOWN PANEL LIGHT ROUND	5X5 INCH		
20 WATT DOWN PANEL LIGHT ROUND	6X6 INCH		



DOUBLE COLOUR PANEL

Square & Round
Model: Dual

MODEL	CUTOUT SIZE	COUNCIL PRICE	SURFACE PRICE
6 WATT DOUBLE COLOUR PANEL SQUARE & ROUND	3X3 INCH		
12 WATT DOUBLE COLOUR PANEL SQUARE & ROUND	5X5 INCH		
18 WATT DOUBLE COLOUR PANEL SQUARE & ROUND	6X6 INCH		



DUAL JELLY LED PANEL

Square & Round
Model: Jelly



MODEL	CUTOUT SIZE	COUNCIL PRICE	SURFACE PRICE
6 WATT DUAL JELLY LED PANEL SQUARE & ROUND	3X3 INCH		
12 WATT DUAL JELLY LED PANEL SQUARE & ROUND	5X5 INCH		
18 WATT DUAL JELLY LED PANEL SQUARE & ROUND	6X6 INCH		



LED PC COB LIGHT

Round
Model: Flora Pvc



MODEL	CUTOUT SIZE	PRICE	DIS.
3 WATT LED COB LIGHT	55X55 MM		
6 WATT LED COB LIGHT	80X80 MM		



LED COB LIGHT

Body: Metal
Model: Movable



MODEL	CUTOUT SIZE	PRICE	DIS.
3 WATT LED COB LIGHT	55 MM		
6 WATT LED COB LIGHT	72 MM		
12 WATT LED COB LIGHT	72 MM		
18 WATT LED COB LIGHT	92 MM		
30 WATT LED COB LIGHT	130 MM		



DEEP COB LIGHT

Body: Metal
Model: Ossam



MODEL	CUTOUT SIZE	PRICE	DIS.
7 WATT WHITE COB	60 MM		
12 WATT WHITE COB	72 MM		
18 WATT WHITE COB	75 MM		



DEEP COB LIGHT

Black/White Rose Gold
Body: Metal
Model: Optra



MODEL	CUTOUT SIZE	PRICE	DIS.
7 WATT ROSE GOLD/BLACK & WHITE COB	60 MM		
12 WATT ROSE GOLD/BLACK & WHITE COB	72 MM		
18 WATT ROSE GOLD/BLACK & WHITE COB	75 MM		

BK/BK, BK ROSE GOLD, WT/BK, WT/ ROSE GOLD



DEEP COB LIGHT

Black & White Rose Gold

Body: Metal

Model: Gravity



MODEL	CUTOUT SIZE	PRICE	DIS.
7 WATT ROSE GOLD/BLACK & WHITE COB	60 MM		
12 WATT ROSE GOLD/BLACK & WHITE COB	72 MM		



DEEP COB LIGHT

Body: Metal

Model: Bolt



MODEL	CUTOUT SIZE	PRICE	DIS.
7 WATT COB LIGHT	60 MM		
12 WATT COB LIGHT	75 MM		
18 WATT COB LIGHT	88 MM		



DEEP COB LIGHT

Body: Metal

Model: Magnum



MODEL	CUTOUT SIZE	PRICE	DIS.
9 WATT COB LIGHT	75 MM		
15 WATT COB LIGHT	90 MM		



SURFACE COB LED LIGHT

MODEL	BODY SIZE	PRICE	DIS.
3 WATT SURFACE LED LIGHT	219X100 MM		
3 WATT BLACK COB STRIKER (IP:63MA X 14MA)	219X100 MM		



LED CYLINDER LIGHT

Black Rose Gold



MODEL	BOSY SIZE	PRICE	DIS.
7 WATT LED CYLINDER LIGHT	70X54 MM		
12 WATT LED CYLINDER LIGHT	90X75 MM		
18 WATT LED CYLINDER LIGHT	150X92 MM		



BUTTON FITTING



MODEL	CUTOUT SIZE	PRICE	DIS.
2 WATT BUTTON LIGHT (WHITE/WW/NW)	32 MM		
2 WATT BUTTON LIGHT (RED/GREEN/BLUE/PINK)	32 MM		
1 WATT BLACK/COPPER BUTTON LIGHT	24 MM		
2 WATT GOLD BUTTON LIGHT	27 MM		

SURFACE CEILING LIGHT

Model: Glob

Model: Oliva

MODEL	BODY SIZE	PRICE	DIS.
SURFACE CELLING LIGHT (GLOB WHITE- W/W)	150X42 MM		
3 IN 1 CELLING LIGHT (GLOB)	135X42 MM		
12 W BORDER LESS SURFACE CEILING LIGHT (OLIVA)	124X32 MM		
15 W BORDER LESS SURFACE CEILING LIGHT (OLIVA)	146X32 MM		

BORDER LESS SURFACE LED PANEL LIGHT

Model: Slimy

MODEL	BODY SIZE	PRICE	DIS.
6 W BORDER LESS SURFACE CEILING LIGHT (SLIMY)	100X23 MM		
12 W BORDER LESS SURFACE CEILING LIGHT(SLIMY)	125X23 MM		
18 W BORDER LESS SURFACE CEILING LIGHT(SLIMY)	145X23 MM		

LED PC STRIKER LIGHT

MODEL	BODY SIZE	PRICE	DIS.
3 W LED STRIKER FITTING (WHITE- W/W)	68 MM		
3 IN 1 STRIKER FITTING	68 MM		
3 W LED STRIKER FITTING (GREEN / BLUE / PINK)	68 MM		



LED TUBE LIGHT



MODEL	SIZE	PRICE	DIS.
6w LED TUBE LIGHT	1 FEET		
10w LED TUBE LIGHT	2 FEET		
20w LED TUBE LIGHT	4 FEET		
36w LED TUBE LIGHT	4 FEET		



LED ROPE LIGHT



MODEL	SIZE	PRICE	DIS.
30/14 WHITE / WARM WHITE	1 MTR		
30/14 GREEN /PINK/ UMBER	1 MTR		
2835 WHITE / WARM WHITE	1 MTR		
2835 ICE BLUE / UMBER	1 MTR		
5730 120 LED WHITE / WARM WHITE	1 MTR		
5730 120 LED BLUE / GREEN / UMBER	1 MTR		



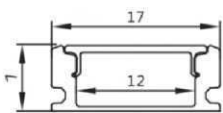
LED STREEP LIGHT



MODEL	STREEP LENGTH / SMPS BODY SIZE	PRICE	DIS.
LED streep 240 LED(White / Warm White)	1 MTR		
LED streep 120 LED(Red / Blue/ Green / ICE Blue)	1 MTR		
12V 5AMP SMPS DRIVER	170X53X18 MM		
12V 10AMP SMPS DRIVER	226X53X18 MM		
12V 15AMP SMPS DRIVER	308X53X22 MM		
12V 20AMP SMPS DRIVER	340X53X22 MM		



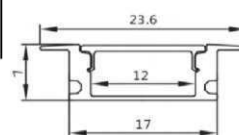
Model : 17MM SF

Length	Body Color	Dimension	MRP (For 1 mtr)
2 MTR	ANODIZED		

Unit:mm



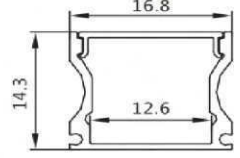
Model : 17MM CON

Length	Body Color	Dimension	MRP (For 1 mtr)
2 MTR	ANODIZED		

Unit:mm



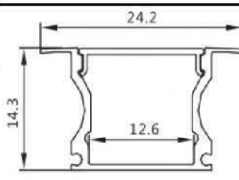
Model : 17MM DIP SF

Length	Body Color	Dimension	MRP (For 1 mtr)
2 MTR	ANODIZED		

Unit:mm



Model : 17MM DIP CON

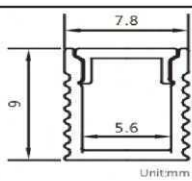
Length	Body Color	Dimension	MRP (For 1 mtr)
2 MTR	ANODIZED		

Unit:mm

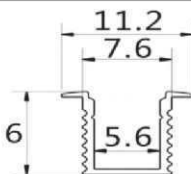




Model : 5MM SF

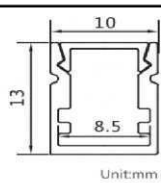
Length	Body Color	Dimension	MRP (For 1 mtr)
2 MTR	ANODIZED		

Model : 5MM CON

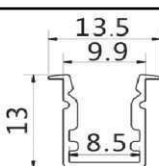
Length	Body Color	Dimension	MRP (For 1 mtr)
2 MTR	ANODIZED		



Model : 10MM SF

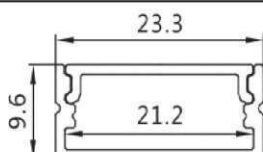
Length	Body Color	Dimension	MRP (For 1 mtr)
2 MTR	ANODIZED		

Model : 10MM CON

Length	Body Color	Dimension	MRP (For 1 mtr)
2 MTR	ANODIZED		



Model : 25MM SF

Length	Body Color	Dimension	MRP (For 1 mtr)
2 MTR	ANODIZED		



Model : 25MM CON

Length	Body Color	Dimension	MRP (For 1 mtr)
2 MTR	ANODIZED		

Model : 3535MM SF

Length	Body Color	Dimension	MRP (For 1 mtr)
2 MTR	ANODIZED		



Model : 3535MM CON

Length	Body Color	Dimension	MRP (For 1 mtr)
2 MTR	ANODIZED		


Model : 5035 SF

Length	Body Color	Dimension	MRP (For 1 mtr)
2 MTR	ANODIZED		



Model : 5035 CON

Length	Body Color	Dimension	MRP (For 1 mtr)
2 MTR	ANODIZED		



Outdoor Lights



LED FLOOD LIGHT SLIM GLASS MODEL



MODEL	BODY SIZE	PRICE	DIS.
30 WATT LED FOOD LIGHT SLIM GLASS MODEL	6X5 INCH		
50 WATT LED FOOD LIGHT SLIM GLASS MODEL	7X7.5 INCH		
100 WATT LED FOOD LIGHT SLIM GLASS MODEL	9X8 INCH		
150 WATT LED FOOD LIGHT SLIM GLASS MODEL	10X10.5 INCH		
200WATT LED FOOD LIGHT MINI MODEL	10X9.5 INCH		
220 WATT LED FOOD LIGHT SLIM GLASS MODEL	10X10.5 INCH		
300 WATT LED FOOD LIGHT SLIM GLASS MODEL	14.7X16.5 INCH		



LED BACK CHOKE FLOOD LIGHT



MODEL	BODY SIZE	PRICE	DIS.
50 WATT LED FOOD LIGHT BACK CHOKE GLASS MODEL	275X240X115 MM		
100 WATT LED FOOD LIGHT BACK CHOKE GLASS MODEL	300X240X115 MM		
150 WATT LED FOOD LIGHT BACK CHOKE GLASS MODEL	350X240X120 MM		
200 WATT LED FOOD LIGHT BACK CHOKE GLASS MODEL	400X300X140 MM		
300 WATT LED FOOD LIGHT BACK CHOKE GLASS MODEL	400X300X140 MM		
400 WATT LED FOOD LIGHT BACK CHOKE GLASS MODEL (1W LED)	400X300X140 MM		
400 WATT LED FOOD LIGHT BACK CHOKE GLASS MODEL(5050 LED)	400X300X140 MM		



LED STREET LIGHT GLASS MODEL



MODEL	MOUNTING SIZE	PRICE	DIS.
24 WATT LED STREET LIGHT	38 MM		
30 WATT LED STREET LIGHT	38 MM		
36 WATT LED STREET LIGHT	38 MM		
50 WATT LED STREET LIGHT	38 MM		
100 WATT LED STREET LIGHT	40 MM		



LED STREET LIGHT LENS MODEL



MODEL	MOUNTING SIZE	PRICE	DIS.
24 WATT LED STREET LIGHT LENS MODEL	38 MM		
36 WATT LED STREET LIGHT LENS MODEL	38 MM		
50 WATT LED STREET LIGHT LENS MODEL	38 MM		
100 WATT LED STREET LIGHT LENS MODEL	38 MM		



LED Highbay Light

Model: Cromp

Model: Leance



MODEL	BODY SIZE	PRICE	DIS.
50 WATT LED Highbay Light	179MM ROUND		
100 WATT LED Highbay Light	7.5X7 INCH		
150 WATT HEAVY Highbay Light	7.5X7 INCH		
200 WATT HEAVY Highbay Light	7.5X7 INCH		



LED Well Glass Light



MODEL	BODY SIZE	PRICE	DIS.
40 WATT LED Well Glass Fitting	145X161 MM		
72 WATT LED Well Glass Fitting	191X207 MM		



LED DRIVER



MODEL	BODY SIZE	PRICE	DIS.
3 WATT LED PANEL DRIVR 150:MA 300:MA	30X30 MM		
8-24 WATT LED PANEL DRIVR 300:MA	55X40 MM		
24 WATT LED DRIVR (IP65) 300:MA	60X27X22 MM		
30 WATT LED DRIVR (IP65) 900:MA	80X27X22 MM		
50 WATT LED DRIVR (IP65) 750:MA 1500:MA	85X35X25 MM		



PL-2104

LED FOOT LIGHT OUTDOOR



PL-2108

MODEL	BODY SIZE	PRICE	DIS.
4 WATT LED FOOT OUTDOOR LIGHT	D93X71X45 MM		
8 WATT LED FOOT OUTDOOR LIGHT	D150X71X45 MM		



PL-2503

LED K LIGHT OUTDOOR



PL-2506

MODEL	BODY SIZE	PRICE	DIS.
3 WATT LED K OUTDOOR LIGHT	D75X80X63 MM		
2X3 WATT LED K OUTDOOR LIGHT	D142X80X63 MM		



PL-4004

PL-4004

LED BALL LIGHT OUTDOOR



PL-4012

MODEL	BODY SIZE	PRICE	DIS.
1X2 WATT LED BALL OUTDOOR LIGHT	70X70X51 MM		
1X4 WATT LED BALL OUTDOOR LIGHT	70X70X51 MM		



LED WALL LIGHT OUTDOOR



MODEL	BODY SIZE	PRICE	DIS.
2X1WATT LED FOOT OUTDOOR LIGHT	D105X38XH78 MM		
4X1WATT LED FOOT OUTDOOR LIGHT	D115X38XH78 MM		
6X1WATT LED FOOT OUTDOOR LIGHT	D168X45XH78 MM		



LED SPIKE LIGHT



MODEL	BODY SIZE WITH SPIKE	PRICE	DIS.
5 WATT LED SPIKE LIGHT (WW/GREEN)	L245 MM		
9 WATT LED SPIKE LIGHT (WW/GREEN)	L265 MM		
5 WATT LED SPIKE LIGHT (RGB)	L245 MM		
9 WATT LED SPIKE LIGHT (RGB)	L265 MM		



LED FOOT LIGHT COUNCIL



MODEL	BODY SIZE	PRICE	DIS.
3 WATT LED FOOT COUNCIL LIGHT (GREY, BLACK WHITE)	D54X54 MM		



TWO PIN NIGHT LAMP



MODEL	BODY SIZE	PRICE	DIS.
(WHITE / WARM WHITE / GREEN / RED / BLUE)	42X25 MM		



LED BULKHEAD FITTING

Model: Ciaz

Model: Oval



MODEL	BODY SIZE	PRICE	DIS.
10WATT LED BULKHEAD FITTING (CIAZ) (3K/4k/6K)	98X180 MM		
15WATT LED BULKHEAD FITTING (CIAZ) (3K/4k/6K)	117X232 MM		
15WATT LED BULKHEAD FITTING (OVAL) (3K/4k/6K)	100X220 MM		



LED GATE LIGHT

Model: Black Moon



MODEL	PIPE MOUNTING SIZE	BODY SIZE	PRICE	DIS.
15 WATT LED GATE LIGHT (ROUND/SQUARE)	55X60 MM	W135XH177 MM		
20 WATT LED GATE LIGHT (SQUARE)	70X75 MM	W176XH222 MM		
20 WATT LED GATE LIGHT (ROUND)	70X75 MM	W212XH220 MM		



LED TRACK LIGHT



MODEL	BODY SIZE	PRICE	DIS.
12WATT LED TRACK LIGHT	D50XH120 MM		
20WATT LED TRACK LIGHT	D65XH160 MM		
30WATT LED TRACK LIGHT	D75XH180 MM		
LED TRACK PATTI	1 METER		
LED TRACK PATTI	2 METER		



LED DRUM LIGHT



MODEL	BODY SIZE	PRICE	DIS.
12WATT LED DRUM LIGHT	D80XH48 MM		
15WATT LED DRUM LIGHT	D100XH50 MM		
22WATT LED DRUM LIGHT	D125XH50 MM		



LED LINEA



MODEL	BODY SIZE	CUT SIZE	PRICE
3WATT LENIA 1 HEAD	45X45 MM	35X35 MM	
6WATT LENIA 2 HEAD	45X67 MM	35X55 MM	
9WATT LENIA 3 HEAD	45X105 MM	35X95 MM	
12WATT LENIA 4 HEAD	45X147 MM	35X137 MM	

BODY COLOUR BK/ROSE GOLD, BK/BK, WH/ROSE GOLD, WH/BK

